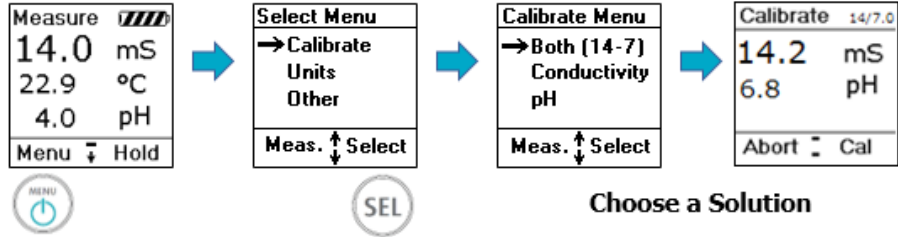


How to Calibrate Your pHOenix XL

Navigate



Connect



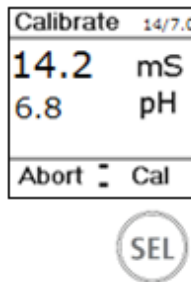
Fast Flush



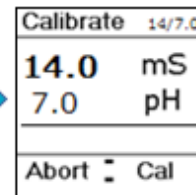
Slow Draw (Handle Up)



Stabilize*



Post Cal



Save

Saving...

*Stabilize: When drawing solution into the meter, a stable reading is defined as maintaining a constant value or value is switching between 2 neighboring numbers (i.e. 14.0-14.1)

For further information on the pHOenix XL meter, please contact customerservice@mesalabs.com or dial (303) 987-8000 to speak with a representative.